

CP/HDSM: Aug Stage 1 Bay E

Set up




Pistol: 3 lrg rec

Shotgun: 4 knock-downs

2 tables

1 mid stands

2 tall stands



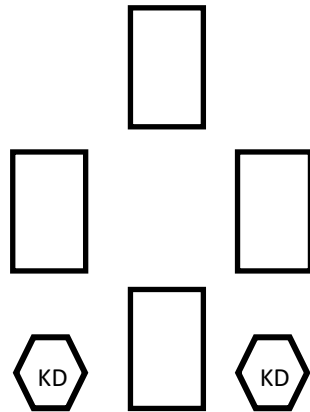
Round Count: 10 pistol, 4 shotgun.

Directions: Shooter standing behind left table with hands at low surrender. Shotgun staged on right table. Pistols holstered or staged.

Procedure: When shooter is ready state your line: Shooter Ready

ATB – With pistol double tap the top, single tap the middle, double tap the bottom and repeat. Ground pistols. Move to right table and down all targets.

CP/HDSM: Aug 2017 Stage 2 Bay E



Set up
Pistol: 4 lrg rec
Shotgun: 4 knock-downs
2 tables
2 mid stands
2 tall stands



Round Count: 10 pistol, 4 shotgun.

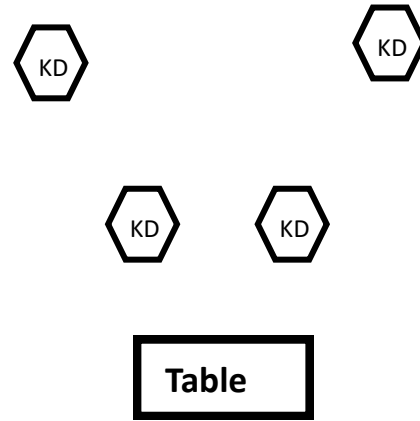
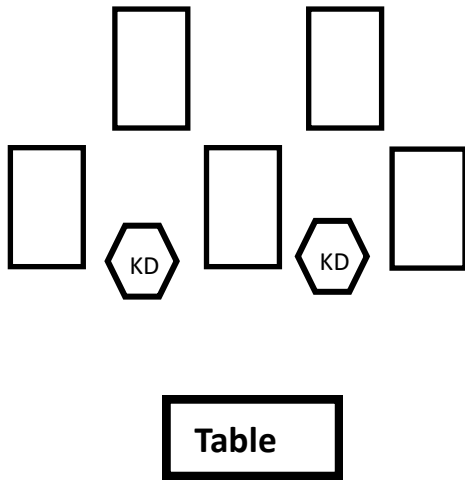
Directions: Shooter standing behind right table with shotgun in hand. Pistols holstered or staged on left table.

Procedure: When shooter is ready state your line: Shooter Ready

ATB – With shotgun down 2 targets. With shotgun open mover to the left table and down 2 targets. Ground Shotgun. With pistols alternate on left and right targets for 5 rounds. Then alternate on the top and bottom for 5 rounds. Ground pistols.

CP/HDSM: Aug 2017 Stage 3 Bay F

Set up
Pistol: 4 lrg rec
Shotgun: 6 knock-downs
2 tables
5 mid stands



Round Count: 10 pistol, 6 shotgun.

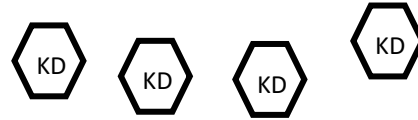
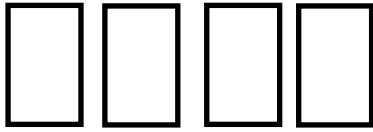
Directions: Shooter standing behind left table with hands on head. Pistols holstered or staged on left table. Shotgun staged on left table.

Procedure: When shooter is ready state your line: Shooter Ready

ATB – With shotgun down 2 targets. Ground shotgun with chamber open. With pistol sweep the targets from either side and repeat. Ground pistols. With shotgun move to right table and down 4 targets.

CP/HDSM: Aug 2017 Stage 4 Bay F

Set up
Pistol: 4 lrg rec
Shotgun: 6 knock-downs
2 tables
5 mid stands



Round Count: 10 pistol, 4 shotgun.

Directions: Shooter standing behind left table with hands flat on table. Pistols holstered or staged on left table. Shotgun staged on right table.

Procedure: When shooter is ready state your line: Shooter Ready

ATB – With pistol shoot the targets in a Lawrence Welk sweep form either side. (1,2,2,3,3,3,4,4,4,4) Ground pistols. With shotgun down 4 targets.