

Stage 1, Bay B

January 2019

Designed by: Misfire Mordecai

Targets, Stands, Tables

3 Lrg Cowboys
3 Mid Stands
4 Knockdowns
1 Table
2 Indian Heads
2 Short Stands



Setup Notes:

10 yards rifle
6 yards pistol
9 yards shotgun



Round Count: 10 pistol, 11 rifle, 4+ shotgun.

Directions: Shooter standing at table with back to targets touching hat with both hands. All guns are staged on table. 11th rifle round can be on the table or on the shooters person Load at any time after the beep.

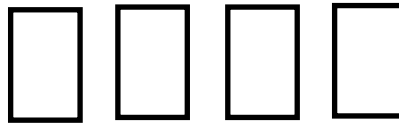
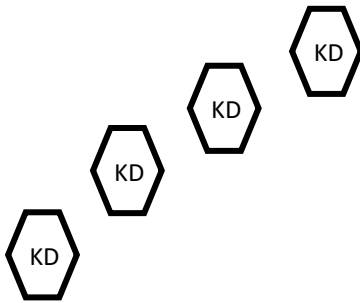
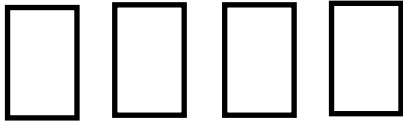
Procedure: When shooter is ready state your line:
“Never Miss a Good Chance to Shut up”

ATB – With **Rifle** single tap an Indian then triple tap the outside Cowboy on that side, then single tap the other Indian then triple tap the outside Cowboy on that side, then triple tap the center Cowboy. Ground **Rifle**. With **Pistols** alternate triple taps on the Indians with the 10th round on opposite Indian from starting point. Holster **Pistols**. With **Shotgun** sweep knockdowns from left. One attempt on each target per sweep. Repeat sweeps as needed until all are down. Ground **Shotgun**.

Stage 2, Bay C

January 2019

Designed by: Misfire Mordecai



Targets, Stands, Tables

8 Lrg Rectangles

4 Knockdowns

2 Tables

4 Tall Stands

4 Short Stands

Setup Notes:

10 yards rifle

7 yards pistol

7-9 yards shotgun

Round Count: 10 pistol, 10 rifle, 4+ shotgun.

Directions: Shooter standing behind left table with **Rifle** in hand. **Shotgun** staged on left table. **Pistols** holstered.

Procedure: When shooter is ready state your line:

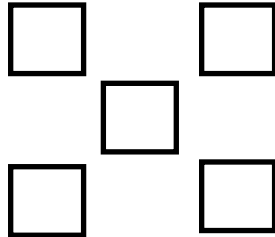
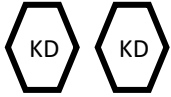
“Don’t Squat with Your Spurs On”

ATB – With **Rifle** engage far targets with a regression sweep from left or right i.e. 1,2,3,4 then 2,3,4 then 3,4 then 4. Ground **Rifle**. With **Shotgun** engage knockdowns until down. Ground **Shotgun** on right table. With **Pistols** repeat the **Rifle** sequence from left or right.

Stage 3, Bay D

January 2019

Designed by: Misfire Mordecai



Targets, Stands, Tables

5 Squares

4 Knockdowns

3 Tables

2 Tall stands

1 Mid stands

1 Rack

Setup Notes:

10 yards rifle

7 yards pistol

9 yards shotgun

Round Count: 10 pistol, 10 rifle, 4+ shotgun.

Directions: **Rifle** staged on rear table. **Shotgun** staged on mid table. **Pistols** holstered. Shooter standing at rear table with hands flat on table.

Procedure: When shooter is ready state your line:
“Always Drink Upstream of the Herd”

ATB – With **Rifle** clockwise single tap on each corner then double tap the center target then clockwise single tap on each corner. Take **Rifle** and ground vertically in rack. With **Shotgun** engage 2 knockdowns until down then move to forward table and ground **Shotgun**. With **Pistols** repeat the **Rifle** sequence. Holster **Pistols**. Then with **Shotgun** engage last two knockdowns until down.

Stage 4, Bay E

January 2019

Designed by: Misfire Mordecai



Targets, Stand, Tables

3 Bulls Butts
4 Knockdowns
2 Tables
2 Tall Stands
3 Short Stands
2 Clay Racks

Setup Notes:

10 yards rifle static
15 yards rifle clays
7 yards pistol
9 yards for shotgun

Round Count: 10 pistol, 10 rifle, 2+ shotgun.

Directions: Shooter touching start plate with **Rifle** in John Wayne Pose. **Shotgun** staged on right table. **Pistols** holstered.

Procedure: When shooter is ready state your line:
Your Short on Ears & Long on Mouth”

ATB – With **Rifle** engage left two knockdowns then sweep bulls butts twice. Then engage 2 far clay targets. (Miss on clays and knock downs are no call) Ground **Rifle** on right table. With **Shotgun** engage two knockdowns until down. Move to behind left table and engage any clays or knockdowns missed with rifle. Ground **Shotgun**. Then with **Pistols** engage the bulls butts with a 10 round continuous Nevada sweep. Holster **Pistols**.

Stage 5, Bay F

January 2019

Designed by: Misfire Mordecai

Targets, Stands, Tables

4 Lrg Rectangles

3 Squares

6 knockdowns

2 Tables

1 Tall Stand

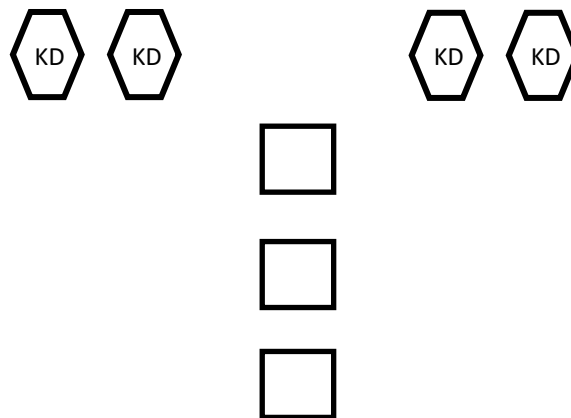
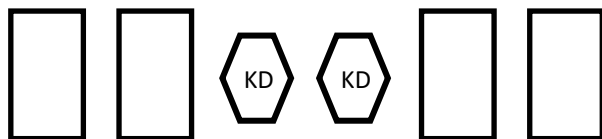
4 Short Stands

Setup Notes:

10 yards rifle

6 yards pistol

9 yards shotgun



Round Count: 10 pistol, 10 rifle, 4+ shotgun.

Directions: **Rifle** staged on left table. **Shotgun** on right table. **Pistols** holstered. Shooter standing at left table SASS default..

Procedure: When shooter is ready state your line:
“Trust Your Neighbor but Brand Your Cattle”

ATB – With **Rifle** sweep from the left twice engaging only 1 knockdown with each sweep. Ground **Rifle**. Move to right table. Shooter may shoot **Shotgun** or **Pistols** next. With **Pistols** engage targets in an vertical continuous Nevada Sweep from top or bottom. Holster **Pistols**. With **Shotgun** engage all knockdowns until down. Ground **Shotgun**.

Stage 6, Bay F

January 2019

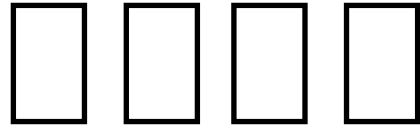
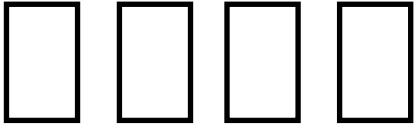
Designed by: Misfire Mordecai

Targets, Stands, Tables

- 8 Lrg Rectangles
- 2 Tall Knockdowns
- 2 knockdowns
- 2 Tables
- 4 Mid Stands
- 4 Short Stands

Setup Notes:

- 12 yards rifle
- 6 yards pistol
- 9 yards shotgun



Round Count: 10 pistol, 10 rifle, 4+ shotgun.

Directions: **Rifle** and **Shotgun** staged on left table. **Pistols** holstered. Shooter standing a behind right table with **Pistols** in hand.

Procedure: When shooter is ready state your line:
“Shoot Low Sheriff He’s Ridin’ a Shetland”

ATB – With **Pistols** engage targets in a continuous pendulum sweep from either end. Move to left table and with **Shotgun** engage knockdowns until down. Ground **Shotgun**. With **Rifle** engage targets in a continuous pendulum sweep from either end. Ground **Rifle**.