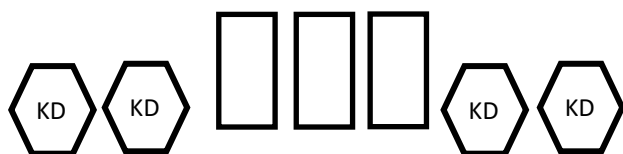


Stage 1 Bay B

Hunting Season

Design: Willy Whiskers



Targets, Stands, Tables

3 Lrg Rectangles

3 Short Stands

8 Knockdowns

Start Plate

2 Tables

Setup Notes:

10 yards for rifle

7 yards for pistol

9 yards for shotgun



Round Count: 10 pistol, 10 rifle, 4+ shotgun.

Directions: Shooter standing with **Rifle** in hand and foot on starting plate. **Shotgun** staged on right table. **Pistols** holstered.

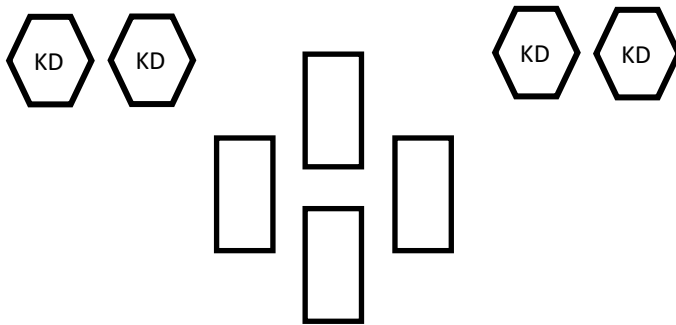
Procedure: When shooter is ready state your line: Ducks, Ducks and more Ducks

ATB – With **Rifle** sweep from either end. Engage 2 knockdowns then double tap each static target then engage other knockdowns. Only one attempt on each knockdown. Take **Rifle** to right table and ground it. With **Shotgun** down all targets. Shooter may ground **Shotgun** on right table or return to left table with **Shotgun** and engage any rifle knockdowns left standing before grounding **Shotgun** on left table. With **Pistols** from behind left table engage static targets with a double tap Nevada sweep. Holster **Pistols**.

Stage 2 Bay C

Hunting Season

Design: Willy Whiskers

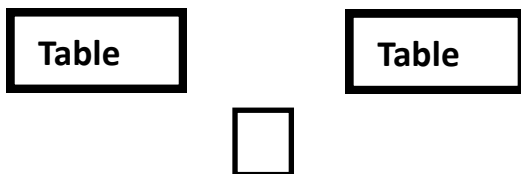


Targets, Stands, Tables

4 Lrg Rectangles
1 Tall Stand
2 Mid Stands
4 Knockdowns
Start Plate
2 Tables

Setup Notes:

7yards for rifle
7 yards for pistol
9 yards for shotgun
Tables 4' apart



Round Count: 10 pistol, 10 rifle, 4+ shotgun.

Directions: Shooter standing with **Pistol(s)** in hand With foot touching plate between the tables. **Shotgun** staged on either table. **Rifle** staged on either table.

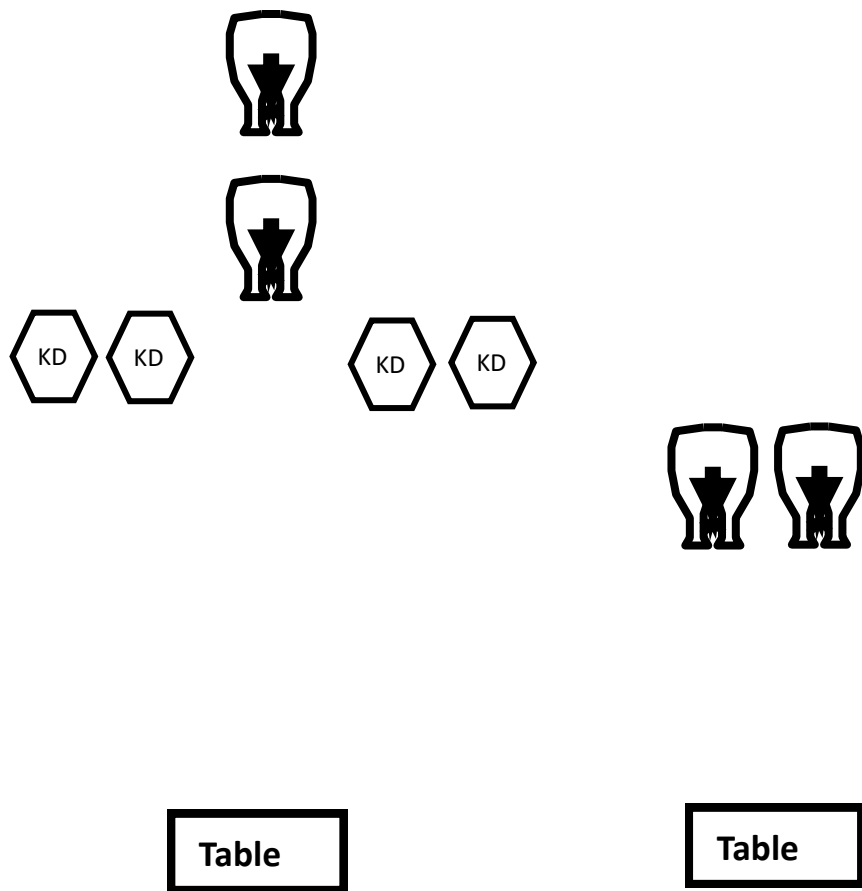
Procedure: When shooter is ready state your line: I want a trophy Big Horn

ATB – With **Pistols** shoot the upper three targets in a Ft. White sweep and the lower three targets in another Ft. White sweep from either end. Holster **Pistols**. With **Rifle**, also with foot on plate, repeat the **Pistol** sequence. Ground **Rifle**. With **Shotgun** engage knockdowns while fully behind one table until down, then move fully behind the other table and engage knockdowns until down.

Stage 3 Bay D

Hunting Season

Design: Willy Whiskers



Targets, Stands, Tables

4 Bulls Butts
1 Tall Stands
2 Short Stands
4 Knockdowns
2 Tables

Setup Notes:

10 yards for rifle
7 yards for pistol
9 yards for shotgun

Round Count: 10 pistol, 10 rifle, 4+ shotgun.

Directions: **Pistols** holstered. **Rifle** and **Shotgun** staged on left table. Shooter standing behind left table, shading eyes with both hands

Procedure: When shooter is ready state your line: Elk hunting in Montana

ATB – With **Rifle** engage the bulls butts in a 2-1-2 sweep starting on top or bottom. Then another 2-1-2 sweep starting on opposite target. Ground **Rifle**. With **Shotgun** engage knockdowns until down. Ground **Shotgun**. Move to right table and with **Pistols** engage the bulls butts with a 1-3-1 sweep starting on left or right. Then another 1-3-1 sweep starting on the opposite target. Holster pistols.

State 4 Bay E

Hunting Season

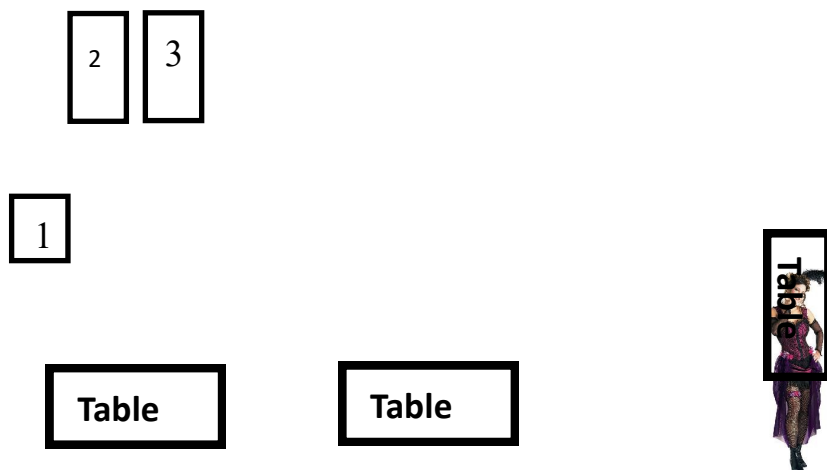
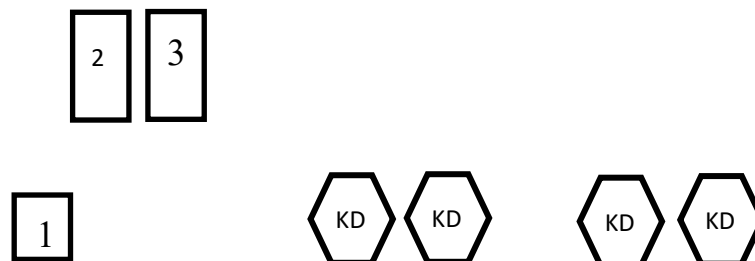
Design: Willy Whiskers

Targets, Stands, Tables

4 Large Rectangles
2 Squares
2 Short Stands
4 Mid Stands
4 Knockdowns
3 Tables
1 Floozy

Setup Notes:

12 / 9 yards for rifle
7 / 4 yards for pistol
9 yards for shotgun



Round Count: 10 pistol, 10 rifle, 4+ shotgun.

Directions: Shooter standing with both hands flat on left table **Rifle** and **Shotgun** staged on middle table. **Pistols** holstered.


Procedure: When shooter is ready state your line: Bison steaks, medium rare

ATB – With **Pistols** engage the targets in a (1-2-1-3-1) sequence twice. Holster **Pistols**. Move to **Rifle**, repeat the **Pistol** sequence. Ground **Rifle**. With **Shotgun** move to the left side of floozy and engage two knockdowns until down, then move to the right side of the floozy and engage two knockdowns until down.

Stage 5 Bay F

Hunting Season

Design: Willy Whiskers

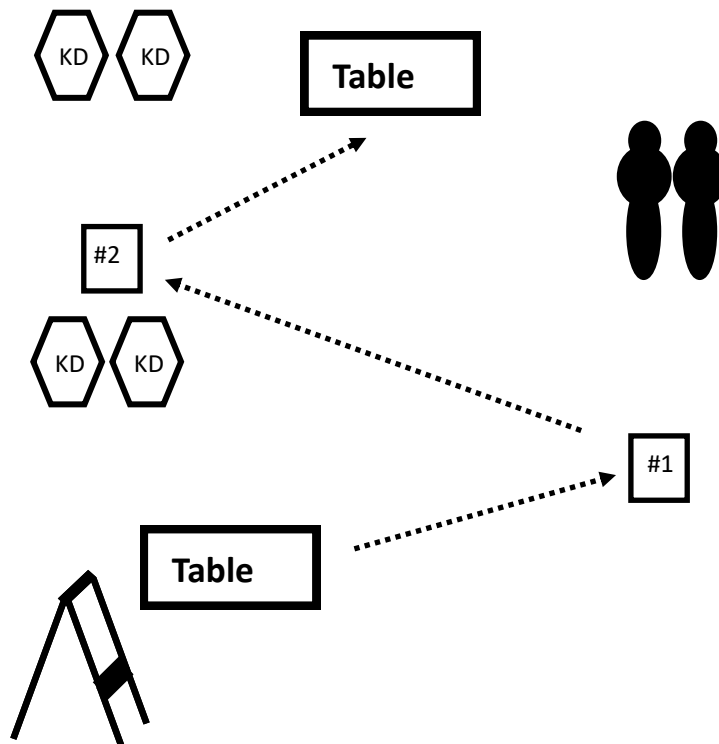


Targets, Stands, Tables

- 2 Lrg Cowboys
- 2 Mid Stands
- 1 Zack Rack
- 2 Tombstones
- knockdowns
- 1 Table
- 4 Knockdowns
- 2 Silhouette knockdowns
- 3 Start plates

Setup Notes:

- 15 yards for rifle
- 8 yards for pistol
- 7 yards for shotgun



Round Count: 10 pistol, 10 rifle, 8+ shotgun.

Directions: Shooter standing with **Rifle** in hand behind up range table. **Shotgun** staged on up range table. **Pistols** holstered. Shooter can stage additional shotgun rounds on down range table.

Procedure: When shooter is ready state your line: This is a great Partridge hunt.

ATB – With **Rifle** engage cowboys with 4 on one and 6 on the other. Ground **Rifle** vertically in rack. With **Shotgun** from behind table engage first two knockdowns until down, then move to plate #1 and engage two knockdowns until down, then move to plate #2 and engage two knockdowns until down, then move to down range table and engage two knockdowns until down. Ground Shotgun. With **Pistol** engage cowboys with 2 on one and 8 on the other. Holster **Pistols**.