

SET UP

STAGE 1-3

6 KDS

4 Bulls butts

1 Tall STAND

2 SHORT STANDS

1 START PLATE

2 TABLES

STAGES 4-6

6 KDS

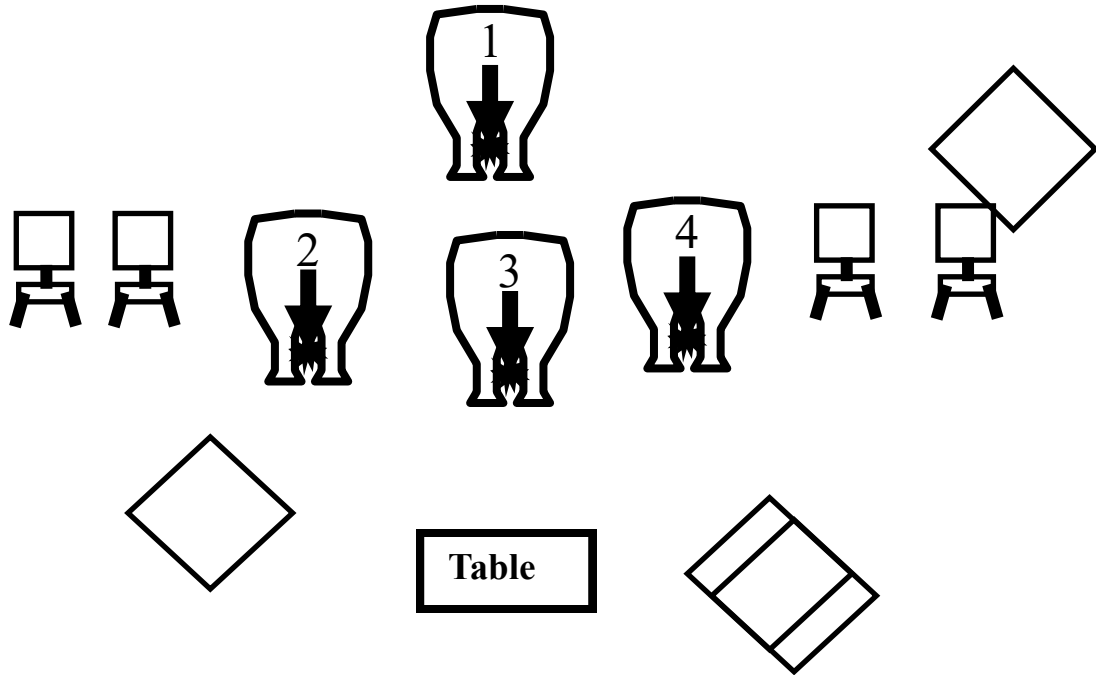
5 TOMBSTONES

1 TRI STAND
w/ tops and 77x50x 22
2x4's

2 SHORT STANDS

2 TABLES

CPHDSM Jan 2025 Stage 1




Round count: 10 pistol, 10 carbine, 4 shotgun

Directions: long guns on table, pistol/s on table or holstered. Shooter standing at table with hands flat on shotgun. Gun order is shotgun. Carbine, pistol/s.

Procedure: When shooter is ready state your line: SHOOTER READY

ATB: down all KDS (any order) ground shotgun on table. With carbine starting on either end and engage targets, (1-2-2-1-3-3-1-4-4-1). Ground carbine on table. With Pistol/s repeat carbine sequence. Ground pistol/s.

CPHDSM Jan 2025 Stage 2



Table

Table



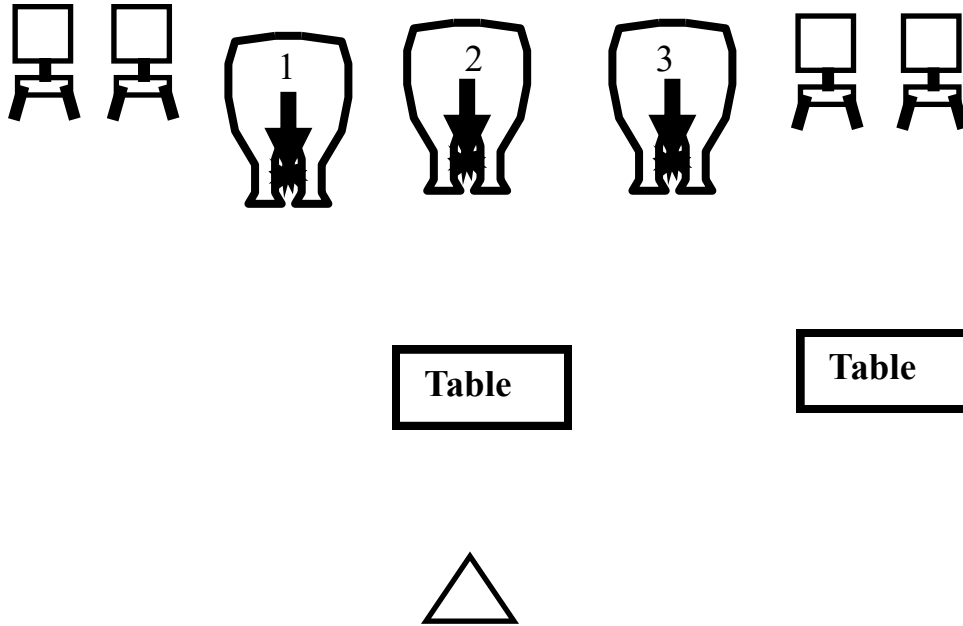
Round count: 10 pistol, 10 carbine, 6 shotgun

Directions: shooter standing with one foot touching start plate, carbine at the ready, non carbine shooter sass default. Shotgun on right table, pistol/s on left table or holstered. Shooting order is carbine, pistol, shotgun.

Procedure: When shooter is ready state your line: SHOOTER READY

ATB: Carbine shooter triple tap the three bottom targets, then put last round on top target. Ground carbine on left table. With pistol/s repeat carbine sequence. Non carbine shooter advance to left table and follow carbine sequence. Ground pistol/s on left table. Move to right table and with shotgun down front KDS, then mid KDS, then rear KDS. Down KDS in pairs before moving to next KDS pairs.

CPHDSM Jan 2025 Stage 3



Round count: 10 pistol, 10 carbine, 4 shotgun

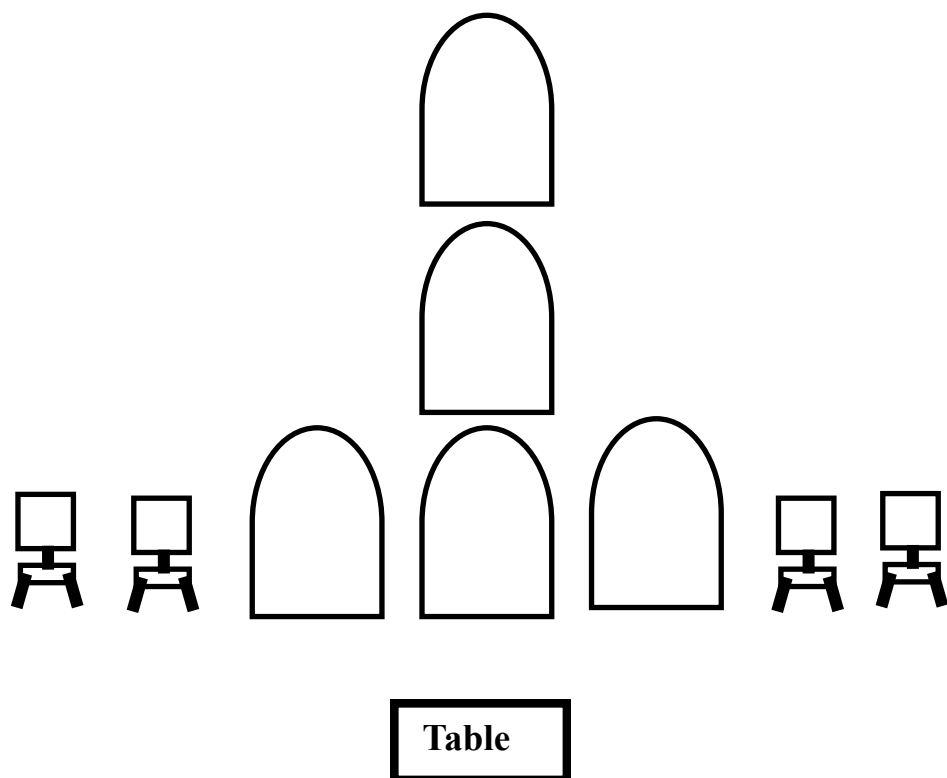
Directions: Gun order is carbine , pistol, shotgun. Shooters touching start plate, carbine in two hands but not at the ready, non carbine shooter pointing finger at targets.

Shotgun and pistol/s on left table or pistol/s holstered.

Procedure: When shooter is ready state your line: SHOOTER READY

ATB: With Carbine shoot targets in this order: 1-2-1-2-3-3-2-3-2-1 move to left table and ground carbine. With pistol repeat carbine sequence. Non carbine shooter advance to table and shoot the same sequence (1-2-1-2-3-3-2-3-2-1). Ground pistol/s on table. With shot gun down left 2 KDS, move with shotgun open to right table and down right 2 KDS. Ground shotgun on right table.

CPHDSM Jan 2025 Stage 4



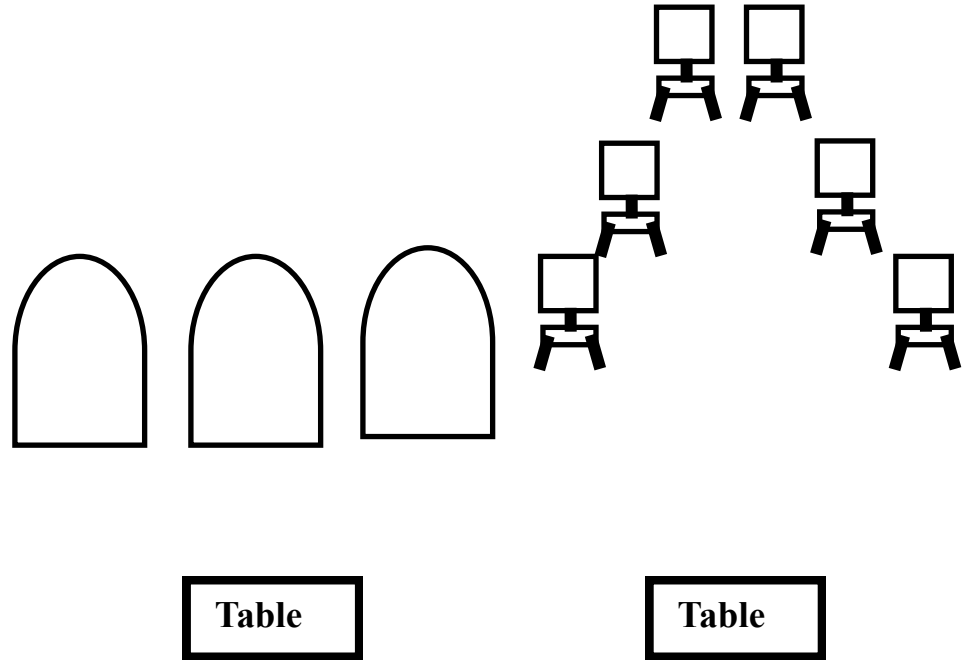
Round count: 10 pistol, 10 carbine 4 shotgun

Directions: carbine and shotgun on table, pistol/s on table or holstered.
Shooter at table with hands on head or hat.

Procedure: gun order carbine ,pistol, or shotgun When shooter is ready state your line. SHOOTER READY

ATB: with carbine shoot all targets once then repeat. Ground carbine on table.
With pistol/s repeat carbine sequence ground pistol /s on table. With shotgun knock down all KDS. Ground shotgun.

CPHDSM Jan 2025 Stage 5



Round count: 10 pistol, 10 carbine, 6 shotgun

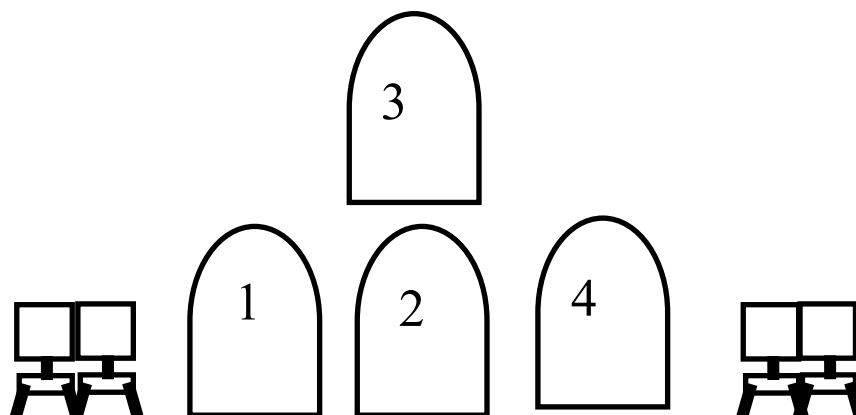
Directions: gun order is shotgun, carbine, pistol or carbine , pistol, shotgun.
Shotgun on right table, carbine on left table. Pistol/s on left table or holstered.

Shooter standing at table of choice with shotgun or carbine in hand.

Procedure: when shooter is ready state your line: SHOOTER READY

ATB: if shotgun starting on either end sweep up and around to other end KD.
Make misses up before going to next KD. Ground shotgun. Move to left table and
with carbine sweep the targets from the left. Single tap the first two targets and
triple tap the last. (1-1-3) then from the right single tap the first two targets and
triple tap the last. Ground carbine on table. With pistol/s repeat carbine sequence.
Ground pistol/s.

CPHDSM Jan 2025 Stage 6



Table

Round count;: 10 pistol, 10 carbine, 2 shotgun

Directions: shotgun and carbine on table, pistol/s on table or holster

Shooter standing at table arms high in air like your frustrated.

Procedure: when shooter is ready state your line: SHOOTER READY.

ATB: with carbine shoot a (1-2-3-4-2-1-2-3-4-2) sweep. Ground carbine.

With pistol repeat sweep (1-2-3-4-2-1-2-3-4-2) ground pistol/s on table

With shotgun try to down each set of targets with one round. Makeup standing targets from staged or carried rounds.

Note: set up shotgun targets as close together as possible.