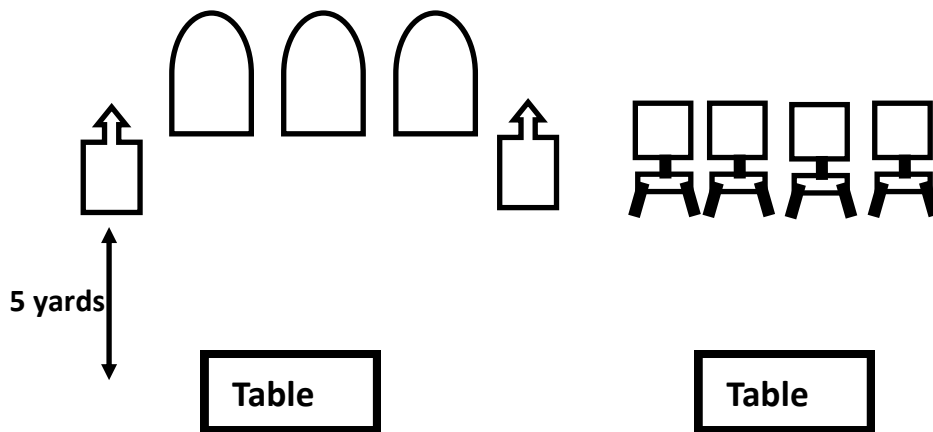


CP/HDSM: Sept 2024 Stage 1



Round Count: 10 pistol, 4 shotgun, 10 carbine

Directions: Shooter standing behind left table with hands out stretched to the sides. Shotgun staged on right table. Pistols holstered or staged on left table. Carbine on left table.

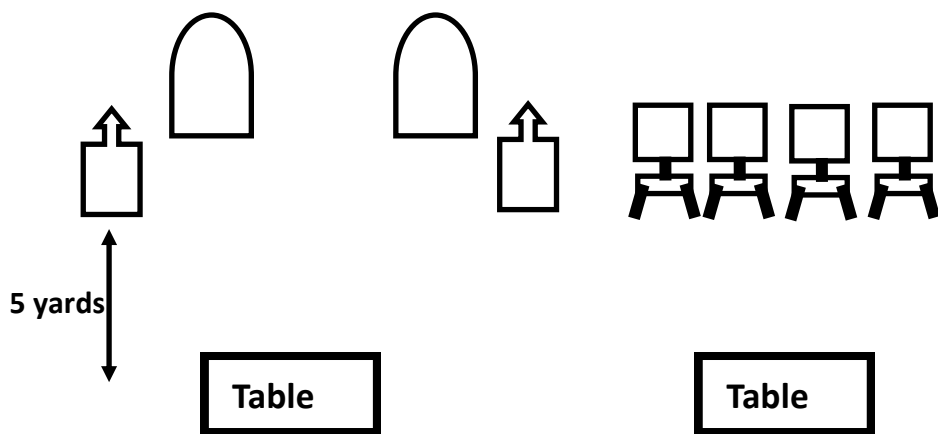
Procedure: When shooter is ready state your line: Shooter Ready

ATB – Starting with pistols or carbine shoot the target in a Pendulum sweep starting on either end. Repeat with other gun. Ground accordingly. Move to right table and down all targets.

Set up
Targets: 3 tombstones,
IDPA(2)
Shotgun: 4 knockdowns
2 tables
3 mid stands

Stage Set up
Rifle/Pistol: 5 barrels
1 tall stand,
4 mid stands
Shotgun 4 knockdowns

CP/HDSM: Sept 2024 Stage 2



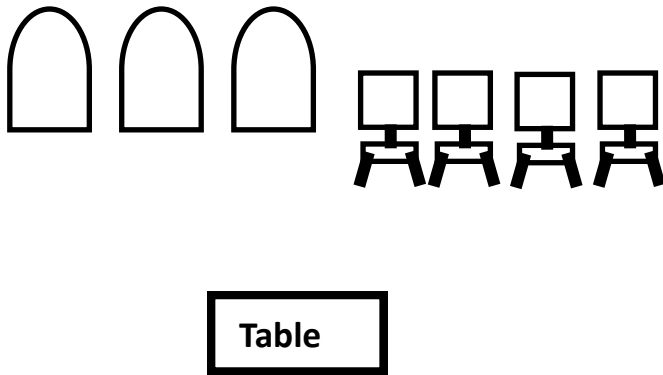
Round Count: 10 pistol, 4 shotgun, 10 carbine

Directions: Shooter standing left behind table. Hands on table. Shotgun staged on right table. Pistols holstered or staged. Carbine staged on left table.

Procedure: When shooter is ready state your line: Shooter Ready

ATB – With Carbine, dump 6 rounds on left barrel and alternate on IDPAs for 4 rounds. Ground carbine. With pistols repeat the carbine sequence starting with right barrel. Ground pistols, With shotgun down all targets.

CP/HDSM: Sept 2024 Stage 3



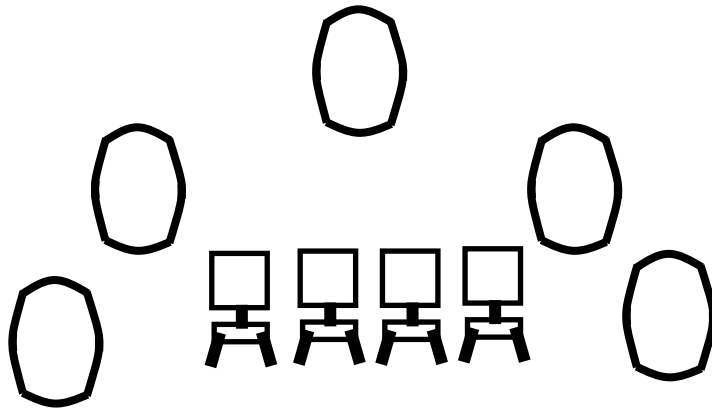
Round Count: 10 pistol, 4 shotgun, 10 carbine

Directions: Shooter standing behind table with back to targets and hands at low surrender.

Procedure: When shooter is ready state your line: Shooter Ready

ATB – Start with Shotgun or end with shotgun. Down all targets and ground. Then with carbine, double tap L or R barrels with 6 rounds then sweep targets with a 1-2-1 from either end. Ground Carbine. With pistols, repeat the carbine sequence. Ground pistols.

CP/HDSM: Sept 2024 Stage 4



Table

Round count: 10, 10, 4


Directions: Shooter is standing behind table at SASS default. Long guns staged on table. Pistols holstered staged or holstered.

Line: Shooter Ready

ATB: With first pistol engage the near targets in a 1-3-1 pattern from either side.

Ground pistol. With second pistol, engage the mid targets in a 2-1-2 pattern from either side. Ground pistol. With carbine, engage the three inner targets in a 3-4-3 pattern from either side. Ground Carbine. With shotgun down all targets.

CP/HDSM: Aug 2022 Stage 5



Table


Round count: 10, 10, 4

Directions: Shooter is standing behind table with shotgun at the ready. Long guns staged on table. Pistols holstered staged or holstered.

Line: Shooter Ready

ATB: With shotgun sweep the targets from either end. Make up misses on subsequent sweeps. Ground shotgun With carbine, double tap sweep the targets from either end. Ground carbine. With pistols repeat the carbine sequence.

CP/HDSM: Sept 2024 Stage 6



Table

Round count: 10, 10, 4

Directions: Shooter is standing behind table at high surrender. Long guns staged on table. Pistols holstered staged or holstered.

Line: Shooter Ready

ATB: With carbine dump 5 rounds on far middle target then 2 rounds on any other target and 3 rounds on a third target. Ground carbine. With pistols, dump 5 rounds on any target, then 3 rounds on another target and 2 rounds on a third target. Ground pistol. With shotgun sweep targets from the left or right, make up immediately. Ground shotgun