

## Master Sheet

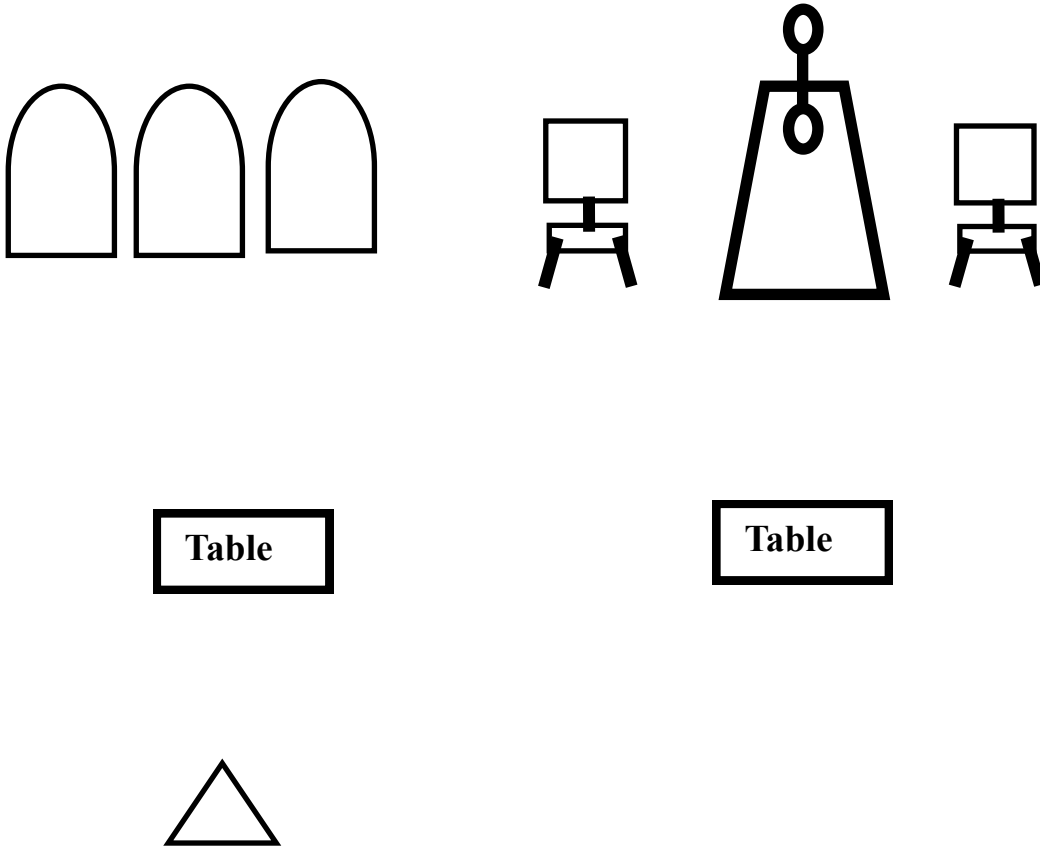
### **Stages 1, 2, 3**

**1 TALL STAND  
2 MID STANDS  
1 Spinner (SHOTGUN)  
4 TOMBSTONES  
4 KDS  
1 START PLATE  
2 TABLES**

### **STAGES 4, 5, 6**

**1 MID STAND  
4 SHORT STANDS  
6 KDS  
2 TABLES  
RANGE PLATE RACK  
4 RECTANGLES**

CPHDSM Nov 2024 Stage 1



Round count: 10/ 10 / 4 SG

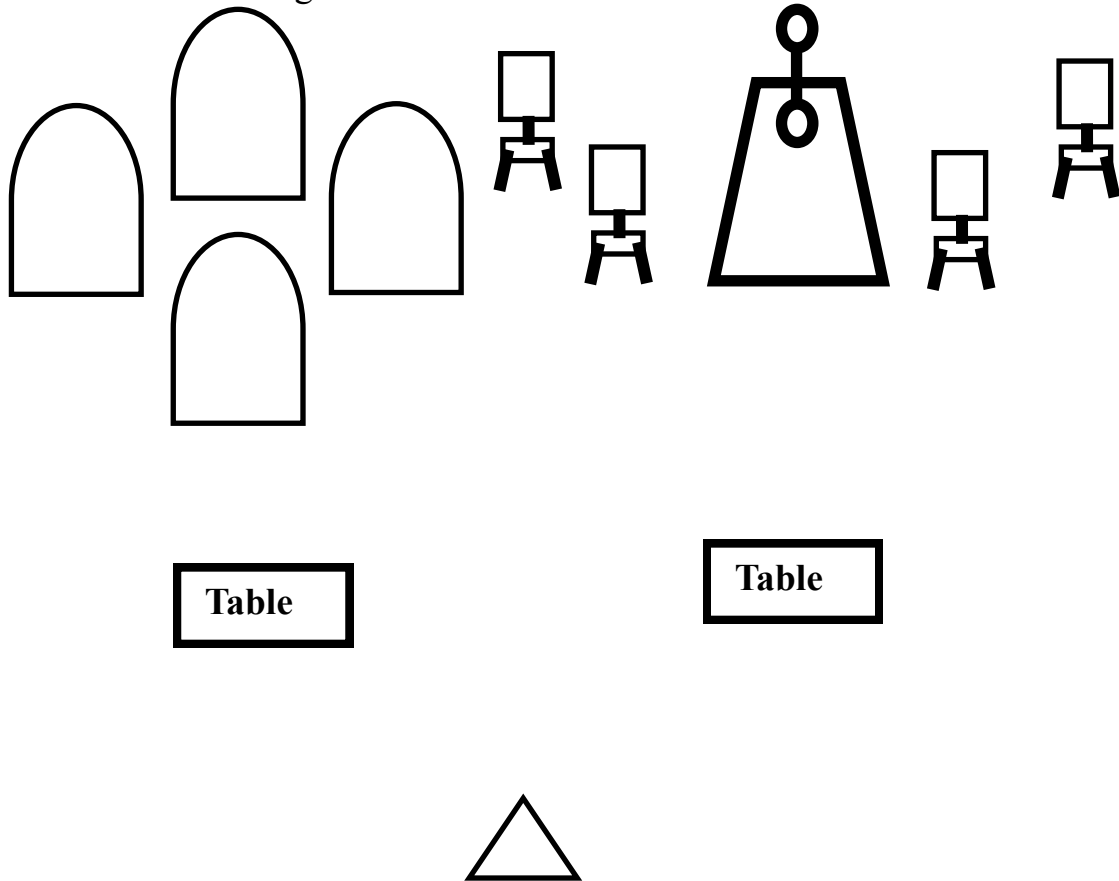
Directions: shooter starts touching start plate with carbine in hand. All other shooters at sass default. Carbine in hand, pistols holstered or staged on left table , shotgun on right table.

Shooting order : carbine, pistol, shotgun

Procedure: State your line: Shooter ready

ATB: carbine shooter triple tap sweep the three tombstones, with last round on center tombstone. Advance to table and ground carbine. All pistol shooters advance to table and repeat carbine sequence. Ground pistol. Move to right table and shoot spinner once, then down 2 KDS then shoot spinner again. Ground shotgun on table. 5 sec bonus if spinner rotates. One time only.

CPHDSM Nov 2024 Stage 2



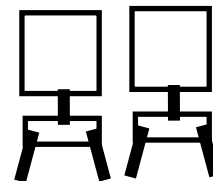

Round count: 10/10/ 5 SG

Directions: carbine on left table, pistols on left table or holstered, shotgun on right table. All shooters touching start plate.

Gun order: carbine or pistol first then SG OR shotgun, carbine , pistol

Procedure: when shooter is ready state your line: Shooter ready

ATB : advance to table of choice, if shotgun shoot, engage the 4 KDS and spinner any order. Ground shotgun on either table . Move to left table and with carbine shoot the 4 tombstones in a clockwise rotation for 10 rounds. With pistol shoot the tombstones in a continuous counter clockwise rotation for ten rounds. 5 sec bonus for a full rotation.



**Table**

**Table**

Round count: 10/ 10/ 6 + SG

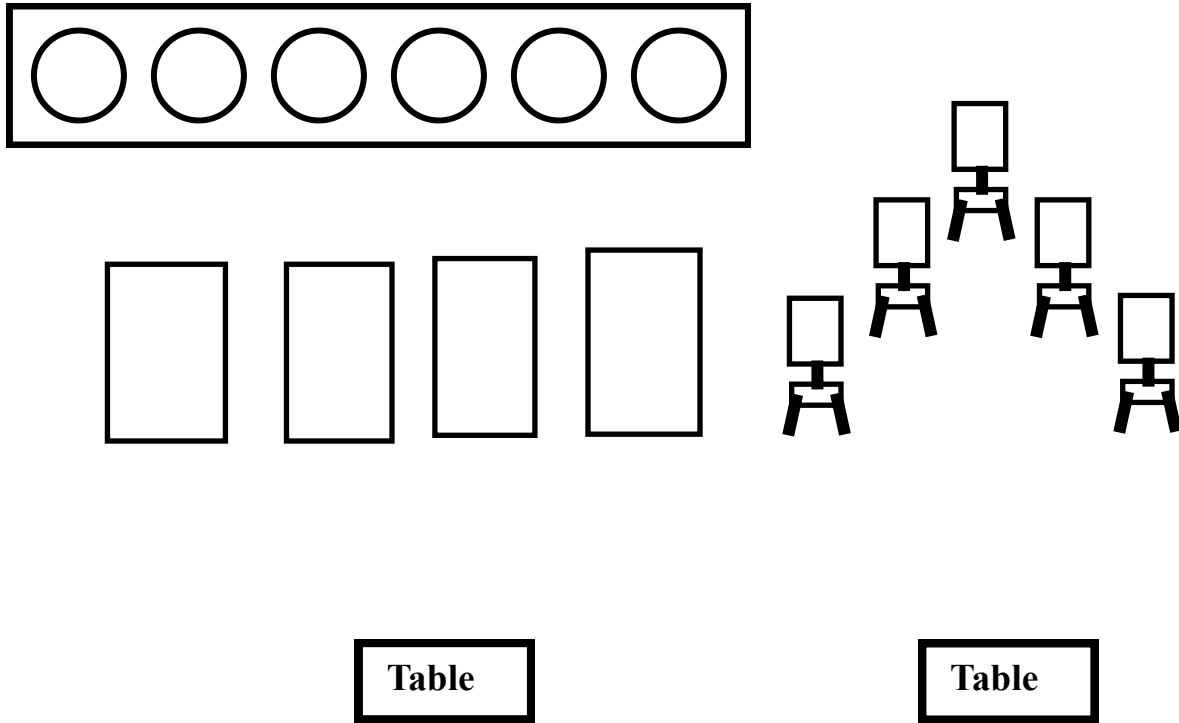
Directions: carbine on left table, shotgun on left table, pistol/s on left table or holstered. Shooter standing at left table with hands on carbine . Non carbine shooter pistol in hand.

Gun order: carbine, pistol, shotgun

Procedure: when shooter is ready state your line: Shooter ready

ATB: with carbine alternate on the 2 vertical targets with 5 rounds, then the horizontal targets for 5 rounds. Ground carbine. Repeat with pistol/s. Ground pistol/s. with shotgun down 2 KDS in front of table. Move with shotgun open to right table . Engage the 2 KDS until down. Ground shotgun.

CPHDSM Nov 2024 Stage 4



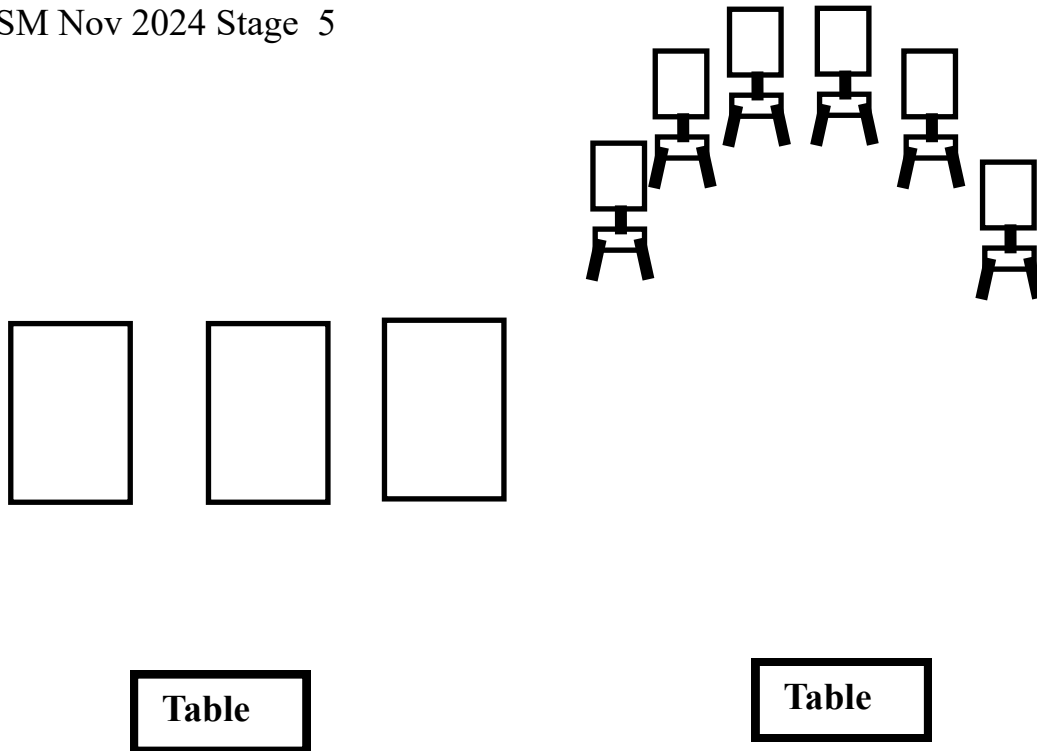
Round Count; 10 /10/ 6 SG

Directions: carbine on left table, pistol/s on right table or holstered, shotgun on left table. Shooter standing at left table with hands flat on table.

Gun order is SG, carbine , pistol/s.

Procedure: when shooter is ready state your line: SHOOTER READY

ATB: with Shotgun clean plate rack. Ground shotgun. With carbine engage the rectangles (1-2-3-2-3-4-1-2-3-4). Ground carbine on table . Move to right table an with pistol, engage the 2 left KDS then the right 2 KDS and center KD. Make up misses immediately. Once all targets have been hit, (need not fall), dump any remaining rounds on any rectangle. Ground pistol/s .



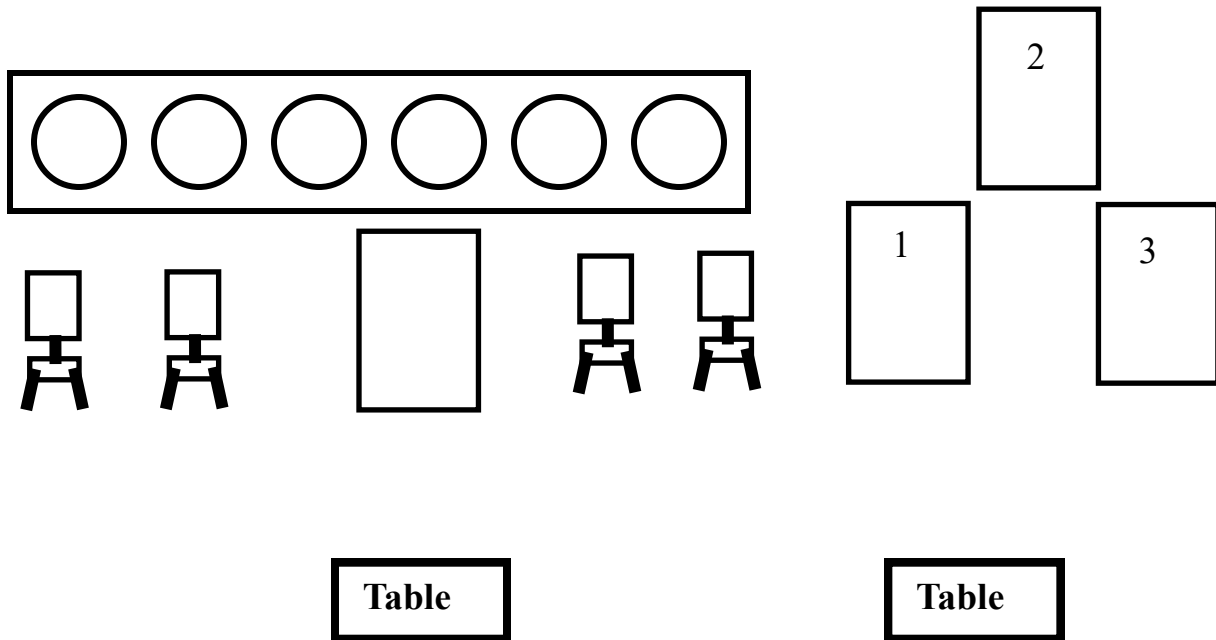
Round Count: 10/ 10/ 6+ SG

Directions: carbine and pistol/s on left table or holstered. Shotgun on right table.

Gun order is carbine , pistol, shotgun

Procedure: when shooter is ready state your line. SHOOTER READY

ATB: with carbine engage the rectangles with a continuous Fort White sweep starting on center target. Ground carbine. With pistol due 2 independent Fort White sweeps starting on center rectangle. Ground pistol/s. Move to right table and shoot the front KDS, then the middle KDS, then the back KDS .Make sure each set is down before moving to next set OF KDS. Ground shotgun.



Round count: 10/ 10 / 4+ SG

Gun order : carbine, shotgun, pistol/s or pistol/s, carbine . Shotgun .

Directions: carbine and shotgun on left table . Pistol/s on right table or holstered. Shooter standing at table of choice with weapon in hand.

Procedure: when shooter is ready state your line: SHOOTER READY

ATB; With carbine shoot the plate rack until all plates down , dump remaining rounds on rectangle. Ground carbine . With shotgun sweep the KDS from either end, sweep again if KDS standing. Ground shotgun. Move to right table and with pistol/s shoot a Osage Lost It Sweep ( 1-3-2-3-2-1-2-1-2-3)